


World's Best Workforce Annual Report



Adrian Public Schools
Public Meeting - November 20, 2017

What is World's Best Workforce?

The World's Best Workforce is a plan to make sure that every district in the state is making progress in increasing student performance. The plan must address the following five goal areas:

All children are ready for school.

All third-graders can read at grade level.

All racial and economic achievement gaps between students are closed.

All students are ready for career and college.

All students graduate from high school.

WBWF Process - School Board:

1. Adopt a comprehensive, long-term strategic plan to support teaching and learning

- Plan moving forward
- Not submitted to MDE

2. Publish an annual report

- Reflecting on previous year and planning forward
- Not submitted to MDE; Posted to website

3. Hold an annual public meeting

- Reflecting on previous year and planning forward

4. Develop a brief summary of the annual report

- Reflecting on previous year
- Submitted to MDE

WBWF Strategic Plan includes:

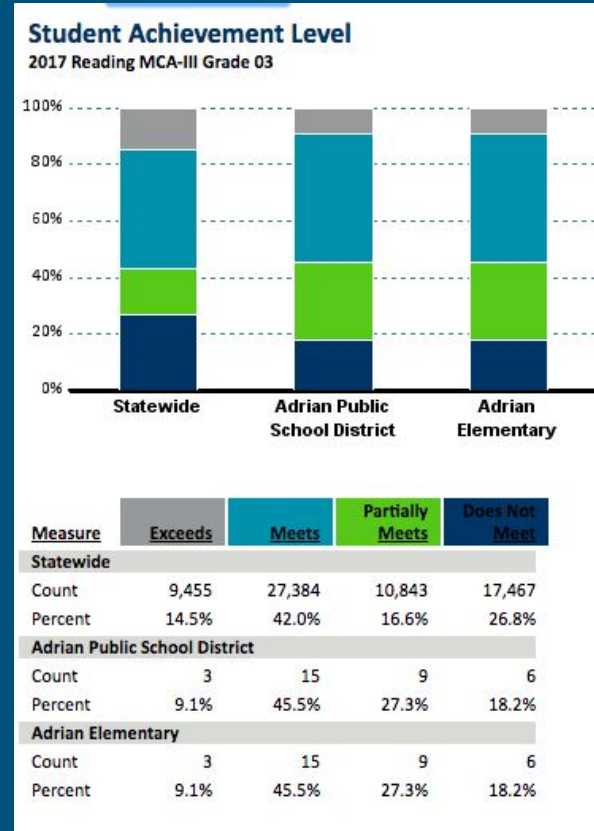
- **Goals and benchmarks for student achievement**
- **Process for evaluating student progress toward meeting academic standards**
- **System to review and evaluate effectiveness of instruction and curriculum**
- **Strategies to improve instruction, curriculum and student achievement**
- **Practices that integrate high-quality instruction, rigorous curriculum, technology and collaborative professional culture that supports teacher quality, performance and effectiveness**
- **Annual budget for continuing to implement the plan**

Adrian Public Schools WBWF Goals (2016-17):

- ❑ **Initiative #1:** Continue to work on preparing all our students to be ready for kindergarten when they leave our early childhood program.

Adrian Public Schools WBWF Goals (2016-17):

- ❑ **Initiative #2:** Continue to work on preparing our students to be grade level readers at the end of their 3rd grade year.



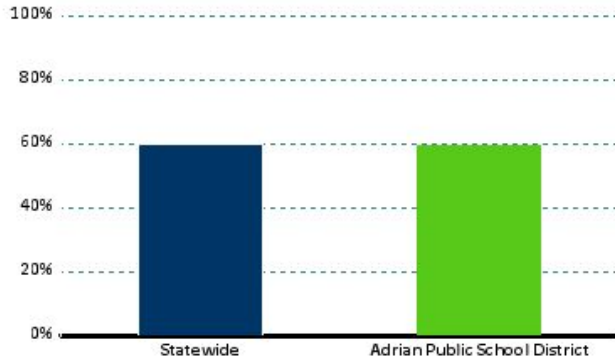
Adrian Public Schools WBWF Goals (2016-17):

- ❑ **Initiative #3:** Continue to work on our goal of closing the achievement gap for all student groups.

2017 Reading MCA

Summary Proficiency

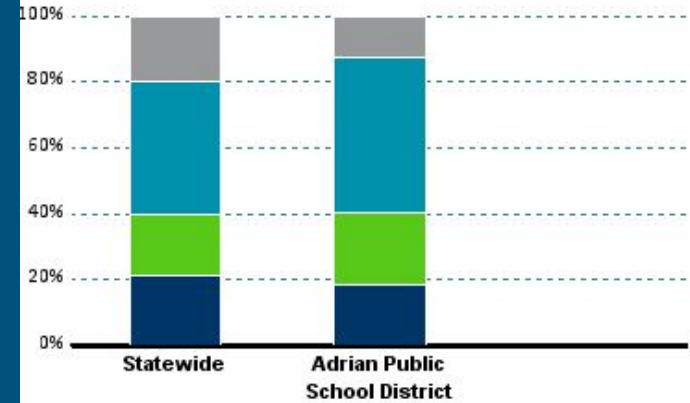
2017 Reading MCA-III Grade All Grades



Organization	Percent Proficient	Number Tested
Statewide	60.1%	444,812
Adrian Public School District	59.5%	296

Student Achievement Level

2017 Reading MCA-III Grade All Grades

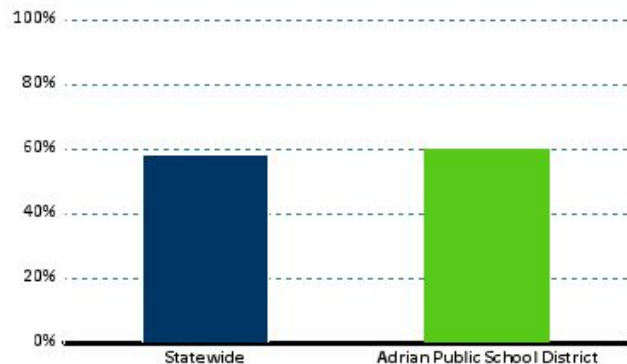


Measure	Exceeds	Meets	Partially Meets	Does Not Meet
Statewide				
Count	87,660	179,645	83,257	94,250
Percent	19.7%	40.4%	18.7%	21.2%
Adrian Public School District				
Count	37	139	65	55
Percent	12.5%	47.0%	22.0%	18.6%

2017 Math MCA Data

Summary Proficiency

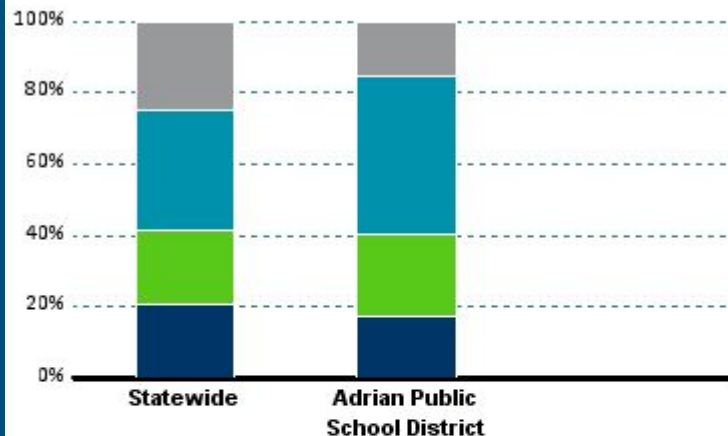
2017 Math MCA-III Grade All Grades



Organization	Percent Proficient	Number Tested
Statewide	58.6%	440,938
Adrian Public School District	59.9%	284

Student Achievement Level

2017 Math MCA-III Grade All Grades

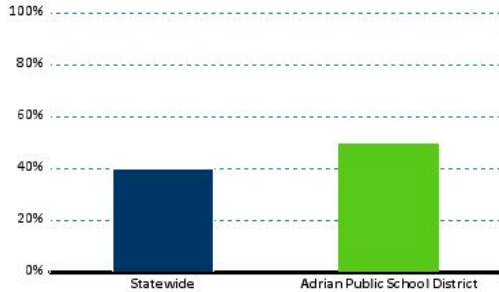


Measure	Exceeds	Meets	Partially Meets	Does Not Meet
Statewide				
Count	109,693	148,617	90,313	92,315
Percent	24.9%	33.7%	20.5%	20.9%
Adrian Public School District				
Count	43	127	64	50
Percent	15.1%	44.7%	22.5%	17.6%

2017 MCA Reading Data

Summary Proficiency

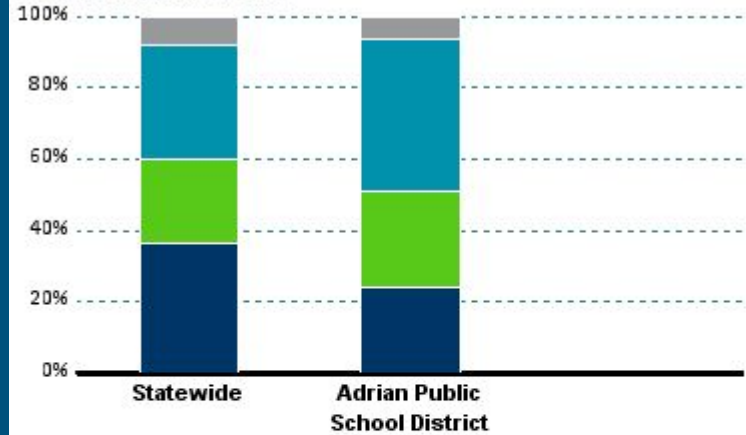
2017 Reading MCA-III Grade All Grades
Free/Reduced Priced Lunch



Organization	Percent Proficient	Number Tested
Statewide	40.2%	171,238
Adrian Public School District	49.2%	124

Student Achievement Level

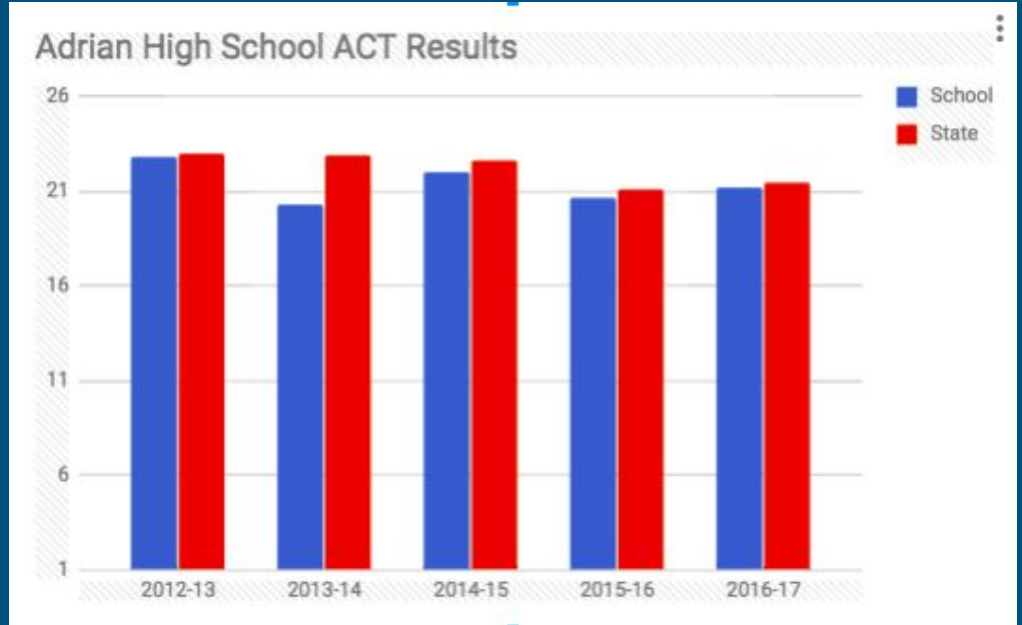
2017 Reading MCA-III Grade All Grades
Free/Reduced Priced Lunch



Measure	Exceeds	Meets	Partially Meets	Does Not Meet
Statewide				
Count	13,833	55,040	39,551	62,814
Percent	8.1%	32.1%	23.1%	36.7%
Adrian Public School District				
Count	8	53	33	30
Percent	6.5%	42.7%	26.6%	24.2%

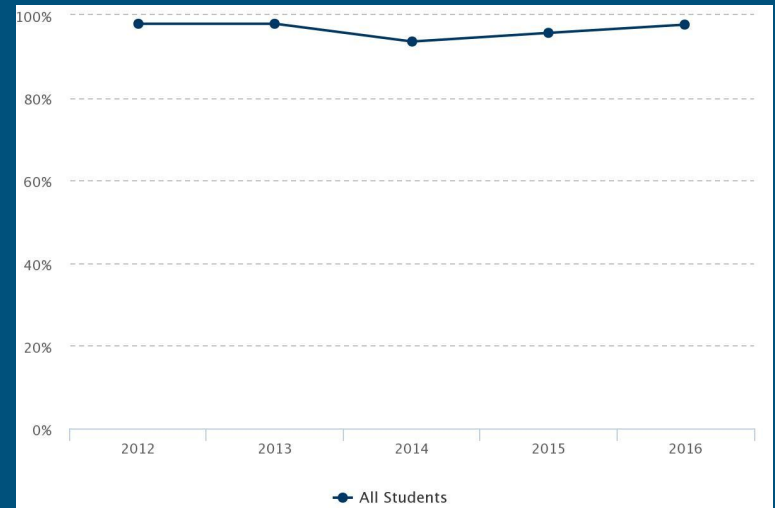
ACT Results

- ❏ **Initiative #4:**
Continue to work on having all our students be career and college ready by the time they graduate.



Graduation Rates 2012-2016

- ❑ **Initiative #5:** Each year our goal is to work with our students throughout the high school years to ensure that they take the necessary coursework and perform academically to graduate from high school on time. Our focus is a 100% graduation rate.



Identify Needs Based on Data

Adrian Public Schools Focus for 2017-2018:

- Initiative #1: We provide a tuition based early childhood program. Approximately 85% of the students attending our Kid's Connection enter our kindergarten program. Using all the resources we have, we will continue to work on preparing 100% our students to be ready for kindergarten when they leave our early childhood program.
 - Initiative #2: Using all the resources we have available, we will continue to work towards preparing all our students to be grade level readers at the end of their 3rd grade year. Our goal for SY 17-18 is that we will improve our grades 3-5 Reading MCA/MTAS percent proficient from 63.5% in SY 16-17 to 65.5% in SY 17-18.
 - Initiative #3: Increase efforts to maintain positive scores that close the achievement gap in all areas, especially our increasing English Language Learners population
 - Initiative #4: Increase opportunities for our students to have the academic and social emotional skills to be career and college ready by the time they graduate.
 - Initiative #5: Ensure that all students take the necessary coursework and perform academically to graduate from high school on time. Our focus is a 100% graduation rate.
-

This document represents the various assessments that are given to students at Adrian Public School during the 2017-2018 school year.

Test	Tentative Testing Dates	Grade	Purpose	Vendor			
MCA MTAS Reading	3/5/18 - 5/4/18	Grades 3-8	Accountability	Pearson	MDE Report Card		
MCA MTAS Math	3/5/18 - 5/4/18	Grades 3-8	Accountability	Pearson	MDE Report Card		
MCA MTAS Science	3/5/18 - 5/4/18	Grade 5, 8, Bio	Accountability	Pearson	MDE Report Card		
MCA III Reading	3/20/18 - 4/6/18	Grades 3-5	Accountability	Pearson	MDE Report Card		
MCA III Math	4/10/18 - 4/27/18	Grades 3-5	Accountability	Pearson	MDE Report Card		
MCA III Science	5/1/18 - 5/3/18	Grades 5	Accountability	Pearson	MDE Report Card		
MCA III Reading	April 17, 2018	Grades 6-8	Accountability	Pearson	MDE Report Card		
	April 3, 2018	Grade 10	Accountability	Pearson	MDE Report Card		
MCA III Math	April 24, 2018	Grades 6-8	Accountability	Pearson	MDE Report Card		
MCA III Math	April 25, 2018	Grades 11	Accountability	Pearson	MDE Report Card		
MCA III Science	May 1, 2018	Grades 8 and Biology	Accountability	Pearson	MDE Report Card		
ACT + Writing	April 3, 2018	Grade 11	College Entrance Exam	ACT	ACT		
ACT ASPIRE	10/16/17-11/9/17	Grade 9	Prep data for the College Entrance ACT test	ACT	ACT		
Fast Bridge aReading	Fall/Winter/Spring	K-5	Achievement Data and Benchmarking	FastBridge Learning	Local Data Base		
Fast Bridge aMath	Fall/Winter/Spring	K-5	Achievement Data and Benchmarking	FastBridge Learning	Local Data Base		
Star Reading	Fall/Winter/Spring	Grades 1 - 8	Achievement Data and Benchmarking	Renaissance Learning	Local Data Base		
ACCESS for ELL	1/30/17-3/24/17	K-12	Measure progress toward meeting Minnesota's standards for English language development	WIDA	WIDA Access For ELL Reports		

Staff Development Committee

Elementary



Middle/High School

Monica Horn, Chair
Christy Hornstein
Susan Bullerman
Russ Lofthus

Lindsey Bonnett
Patrice Peters
Robert Remme
Cate Koehne

Professional Development Goals:

- ❑ To improve the achievement of all students using data and scientifically research based strategies through the use of Professional Learning Communities.
- ❑ To integrate technology into the learning process.
- ❑ To focus on quality communication at all levels with all stakeholders.
- ❑ To enhance school climate through positive behavior strategies.

Systems, Strategies and Support

Collaborative System of Supports

- Academic Supports
- Behavioral Supports
 - Implementation of PBIS

Professional Learning Communities

- Content area based
- Grade Level Opportunity teams

Support Systems

- After School Learning Opportunities
 - ESL After School Intervention
-

2017-2018 Plans

- Focus on quality interventions to support underachieving groups
- Implementation of the Positive Behavior Interventions and Supports (PBIS) model district wide through a team process
- Utilize professional development services from our shared service provider, Karen Schulte, in standards alignment, curriculum review and overall student achievement

2017-2018 Plans

- Use Leadership Teams to combine Professional Development, PBIS, and WBWF planning
- Increase the availability of technology to allow for differentiation and interventions on an individual basis
- Utilize supports from the Nobles County Integration Collaborative to meet goals of their plan

Nobles County Integration Collaborative Achievement and Integration Plan

By 2020, the percentage of 3rd grade student in free and reduced lunch subgroups who are proficient in reading will increase by 6%

By 2020, 75% of teachers will report increased understanding of factors that contribute to achievement gaps and increase implementation of strategies designed to improve literacy.

By 2020, on a district administered survey, the percentage of students in grades 4, 5, 7 and 9 who report improved school climate will increase from 60%-70%.

Together, we can!

Adrian Public Schools is dedicated to providing a rich academic experience that meets the need of each and every student.

